

Exam : **LOT-927**

Title : Developing Portlets and
Web Applications with IBM
Web Experience Factory 8.0

Version : Demo

1. Tim has a web application that accesses a database through a provider model containing SQL Call builders. He thinks there might be a performance problem with one or more of the database calls. How can he get IBM Web Experience Factory to log detailed performance information about all aspects of the database access?

- A. He needs to use a SQL Override builder. This builder provides several fields that enable detailed logging of performance information for database access.
- B. He must enable DEBUG-level database performance tracing in the Log4J properties file and redeploy the WAR file.
- C. He must enable the Log Server Stats input in each SQL Call builder.
- D. No changes are required. Web Experience Factory automatically logs performance statistics for all executed actions, such as database access calls.

Answer: C

2. Jane wants to debug the Java code in one or more of the Method builders in her model. How can she leverage the Eclipse Java debugger to do so?

- A. She must purchase full rights to the IBM Web Experience Factory source to debug generated Java.
- B. This feature is not yet supported.
- C. Right-click a method in the Application Tree view to set/toggle a breakpoint. Start the application server in debug mode and run the model with a remote Java debug configuration, as documented in the Web Experience Factory help.
- D. System.out.println is the only way to debug Java associated with Method builders.

Answer: C

3. Sean wants to trace the value of a variable as a model he is running to help track down a problem somewhere in a computation later in the model.

How can he trace the value of the variable?

- A. Use the enable Debug Tracing field on the Variable builder.
- B. Add an entry to the log4j.properties file indicating the model and action to trace.
- C. Inspect the logging.properties file for variable values because all changes are reflected in this file at run time.
- D. Add a Debug Tracing builder to the model specifying whether to trace all actions or naming a specific action to trace.

Answer: D

4. Dave wants to see information about web service parameters, URL endpoint, and SOAP envelope. What must he do to obtain this data for a particular Web Service Call builder?

- A. There is no way for him to get this information other than contacting customer support.
- B. He must use a Java debugger to get this information.
- C. He must set the Logging field to All in the Web Service builder to log this information to the WEB-INF/logs/debugTracing.txt file.
- D. This information is always printed to the standard output console log without any developer intervention required.

Answer: C

5. Which of the following is the ideal development configuration for building and testing portlets?
- A. No publish is necessary. It all runs out of the project.
 - B. Manually publish the portlet WAR file and let the designer discover its location.
 - C. Publish the project two times, once to an application server, and once to an IBM WebSphere Portal server for development and testing.
 - D. Publish the application once to a WebSphere Portal server. IBM Web Experience Factory development applications run stand-alone and as portlets with one configuration.

Answer: D

6. Gloria has developed a simple web application using IBM Web Experience Factory. Because her company has not completed its deployment of IBM WebSphere Portal server, how can she deploy the application?
- A. She can deploy the application on any HTTP server with Web Experience Factory core run times.
 - B. She can run the application in an embedded test environment, but not deploy it to users.
 - C. She can deploy the application as a WSRP application and consume it from another, non-WebSphere Portal environment.
 - D. She can deploy the application as a stand-alone application on IBM WebSphere Application Server, IBM WebSphere Application Server Community Edition, or Tomcat for development testing.

Answer: D

7. Tom has installed IBM WebSphere Portal to use as his development server. He would like to publish an existing project to the new server to test his portlets. What type of Server Configuration should he select for his server?
- A. IBM WebSphere Portal Server
 - B. IBM WebSphere Application Server
 - C. IBM WebSphere Application Server and IBM WebSphere Portal Server
 - D. Pick the first one in the list and the software automatically determines the correct server type.

Answer: C

8. Jerald has created a web application project and included the Tutorials and Samples Building Models feature set. Now after working with the project, he would like to extend his application to include data from a Microsoft Excel or IBM Symphony spreadsheet. What steps should he take to include this new data, which might change over time?
- A. Convert the Excel or Symphony file to HTML and include it as a page in the project.
 - B. Add a new imported file feature set using the right-click menu from the project.
 - C. Export the data to a comma-separated value (CSV) format and import it into a supported native data source.
 - D. Add the spreadsheet extension feature set by right-clicking the project and selecting IBM Web Experience Factory / Feature Info.

Answer: D

9. Paul has been working on a project that is being deployed in two different versions of IBM WebSphere Portal at his company. As a result, he needs to be able to test his code with both runtimes. How does he switch from one runtime to another?

- A. Right-click on the module in the Project Explorer view and click Properties > Project Facets. The Project Facets page opens. Select the Runtimes tab. Under the Runtimes table, select the target servers for the module.
- B. Open the .bowstreet file for the project and modify the runtimes element to include the new WebSphere Portal version.
- C. Open web.xml and add a new runtime element under server runtime for the new WebSphere Portal version.
- D. Create a new server configuration for the project and assign it as the default for the project.

Answer: A

10. Martin wants to see all WebApp artifacts in the Application Tree view, including those hidden by default.

How can Martin see those hidden artifacts?

- A. Hidden objects cannot be seen by developers in the current release of IBM Web Experience Factory.
- B. Hidden objects can be enabled in the Web Experience Factory Preferences window.
- C. Hidden objects can only be seen by examining the deployed portlet WAR file system.
- D. There are no hidden objects created by Web Experience Factory. All builder-generated objects are always visible in Web Experience Factory Designer by default.

Answer: B

11. Lydia needs to create a set of CRUD services for a database table. The columns that must be retrieved from the database are a subset of those defined for the table.

What is the most efficient way for Lydia to create these services?

- A. Use the SQL Data Services builder to generate all of the CRUD operations and explicitly specify the set of columns used for the List and Retrieve operations.
- B. Use the SQL View and Form builder to define the CRUD services and automatically generate the CRUD user interface.
- C. Use the SQL Service Definition builder and apply a Data Column Modifier to select only the desired columns.
- D. Create a SQL Call builder for each CRUD operation and use a SQL Statement override to explicitly choose those columns needed for the SELECT operation.

Answer: A

12. Ralph wants to use IBM Web Experience Factory to quickly make a new portlet based on a REST service call, so that it has an input page, a view page, and a details page.

What should be his first step?

- A. Create JSP pages for the different pages.
- B. Put a call to the REST Service Call builder in an existing portlet.
- C. Use File / New / Web Experience Factory Model and select the REST-based View and Form.
- D. Use a different approach. Web Experience Factory does not support REST services. **Answer:**

C

13. Christine wishes to leverage the REST Service Call builder's ability to restructure the generated result

schema and result structure. How should she do this?

- A. She should add a REST Service Call Restructure builder and register it with the REST Service Call builder.
- B. She should implement the RestructureFeedData interface, register it, and select it in the REST Service Call builder's "Restructure Type" input.
- C. She should directly modify the the result schema in the REST Service Call builder's "Result Schema" input and the REST Service Call builder will reshape the data to this structure at runtime.
- D. She should choose to follow the steps in either answer B or answer C.

Answer: B

14. June wants to customize the look of the View page that was created by a View and Form builder.

How does she do this task most efficiently?

- A. Modify the existing base page for the View and Form builder.
- B. Edit the HTML template file to have a custom layout for this page.
- C. Edit the generated JSP file and select the check box in the View and Form builder so that it does not re-export it.
- D. Export the HTML from the right-click menu in the Application Tree, which creates a HTML Data Layout builder and an associated HTML file.

Answer: D

15. Which of the following builders should Gia use to rename a portlet for production?

- A. Portlet Name builder
- B. Portlet Adapter builder
- C. Portlet Information builder
- D. Portlet Configuration builder

Answer: B

16. John has a form created by Data Page and wants to make sure that two input fields do not have the same value.

How can he accomplish this task?

- A. Use the Client-Side Validation builder to compare the two fields in the browser.
- B. Use the Cross-Field Validation builder and create an entry that includes both fields and select the equality operator.
- C. Create a method that checks the values and sets an error string if the values are the same. Reference that method in the Failure Action input in the Data Page builder.
- D. Create a method that checks the values and returns an error string if the values are the same. Reference that method in the Post-Save Method input in the Data Page builder.

Answer: D

17. Jeremy is about to implement the configuration for his portlet, allowing the IBM WebSphere Portal administrator to set parameters for the portlet.

In which builder call should he set the behavior for the profile set that contains the profile fields for this purpose?

- A. Portlet Adapter

- B. Profile Adapter
- C. Portal Configuration
- D. Profiled Service Call

Answer: A

18. For faster iterative development and testing, Johan would like to test his models without continually logging in and logging out of the IBM WebSphere Portal server and loading the correct page.

Which of the following steps should he take to accomplish this task?

- A. Create a configuration to run the model stand-alone.
- B. No actions are necessary as models run embedded in the Eclipse or IBM Rational Application Developer IDE by default.
- C. Create a run configuration to run the models on an embedded test server.
- D. Open the model files in a browser after associating the extension .model with the browser.

Answer: A

19. Which of the following best describes features of the IBM Web Experience Factory Design View?

- A. Add builder calls to modify existing page elements by dragging them from the palette or rightclicking and adding associated builders.
- B. Graphically manipulate the order of columns.
- C. Show/hide page automation fields.
- D. All of the above.

Answer: D

20. John is trying to wire two IBM Web Experience Factory portlets that reside on different IBM WebSphere Portal pages.

What option will give him the best approach?

- A. Wiring of two Web Experience Factory portlets on two different pages is technically not feasible.
- B. Wire the two portlets together using the shared variable builder so they can share data via session.
- C. Use the Web Experience Factory Event Declaration and Event Handler builder with page wiring option available within the builder.
- D. Use the Cooperative Portlet Source and Cooperative Portlet Target builders with WebSphere Portal's wiring tool.

Answer: D

Trying our product !




- ★ **100%** Guaranteed Success
- ★ **100%** Money Back Guarantee
- ★ **365 Days** Free Update
- ★ **Instant Download** After Purchase
- ★ **24x7** Customer Support
- ★ Average **99.9%** Success Rate
- ★ More than **69,000** Satisfied Customers Worldwide
- ★ Multi-Platform capabilities - **Windows, Mac, Android, iPhone, iPod, iPad, Kindle**

Need Help

Please provide as much detail as possible so we can best assist you.

To update a previously submitted ticket:



 One Year Free Update <p>Free update is available within One Year after your purchase. After One Year, you will get 50% discounts for updating. And we are proud to boast a 24/7 efficient Customer Support system via Email.</p>	 Money Back Guarantee <p>To ensure that you are spending on quality products, we provide 100% money back guarantee for 30 days from the date of purchase.</p>	 Security & Privacy <p>We respect customer privacy. We use McAfee's security service to provide you with utmost security for your personal information & peace of mind.</p>
---	---	--

Guarantee & Policy | Privacy & Policy | Terms & Conditions

Any charges made through this site will appear as Global Simulators Limited.

All trademarks are the property of their respective owners.

Copyright © 2004-2014, All Rights Reserved.