Vendor: Juniper

Exam Code:JN0-647

Exam Name: Enterprise Routing and Switching Exam

Version: Demo

QUESTION 1

You are configuring a scheduler map on an EX9200 Series device. You want to ensure that traffic is dropped in a policing action once traffic exceeds the configured transmit rate.

Which configuration parameter will meet this requirement?

A. exact

B. rate-limit

C. remainder

D. percent

Correct Answer: B

QUESTION 2

A customer needs to pass Layer 2 protocols between sites.

Which protocol or standard would be required to implement connectivity on EX4300, EX3400, and EX2300 devices?

A. Q-in-Q

B. IGMP

C. VPLS

D. OSPF

Correct Answer: A

QUESTION 3

You have certainly implemented the configuration shown in the exhibit. After committing these changes, the community devices connected to AS-1 are not able to communicate with the appropriate community devices connected to AS-2.

What must be done to allow these community devices to communicate?

A. You must configure an isolation VLAN ID Under the pvlan-200 on the AS2 switch

B. You must configure the ge-0/0/10 interface on AS1 AS THE VPLAN on both switches

C. You must configure an isolation VLAN ID under the VLAN 200 ON both switches

D. You must configure the ge-0/012 interface on both switches as P VLAN trunks

Correct Answer: D

QUESTION 4

Click the Exhibit button.

```
user@R1> show ospf neighbor
Address          Interface      State      ID            Pri      Dead
10.222.0.21      ge-0/0/12.0    Full       10.222.1.4    128        34
10.222.0.13      ge-0/0/1.0     ExStart    10.222.1.3    128        31

user@R1> show ospf interface ge-0/0/1.0 detail
Interface        State      Area           DR ID             BDR ID
          Nbrs
ge-0/0/1.0       BDR        0.0.0.1        10.222.1.3        10.222.1.5
         1
Type: LAN, Address: 10.222.0.13, Mask: 255.255.255.252, MTU: 1500, Cost: 1

user@R2> show ospf interface ge-0/0/6.0 detail
Interface        State      Area           DR ID             BDR ID
          Nbrs
ge-0/0/1.0       BDR        0.0.0.1        10.222.1.5        10.222.1.3
         1
Type: LAN, Address: 10.222.0.13, Mask: 255.255.255.252, MTU: 1500, Cost: 1
```

You are troubleshooting an OSPF adjacency issue between R1 and R2. What is the reason for the ExStart state shown in the exhibit?

A. R2 was elected as the designated router.

B. R1 was elected as the backup designated router.

C. R1 and R2 are using the same IP address.

D. The MTU is not the default on R1 and R2.

Correct Answer: C

QUESTION 5

Click the Exhibit button.

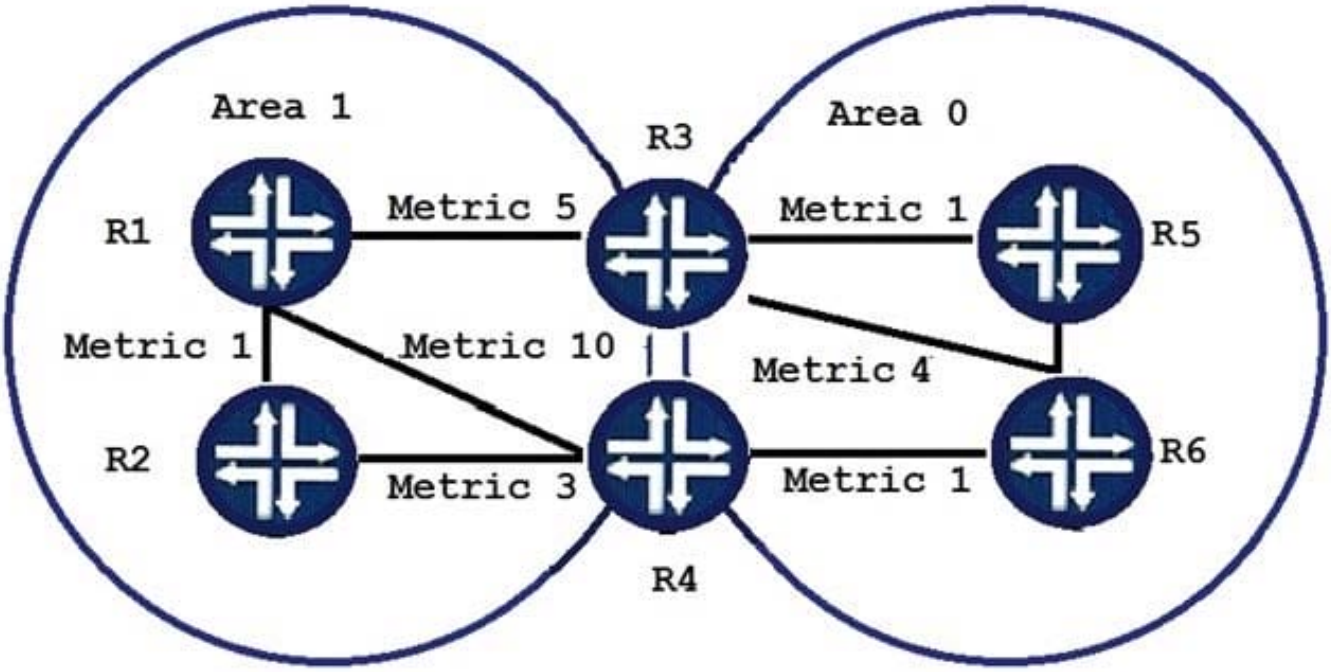


```
[edit protocols ospf]
user@R3# show area 1
stub default-metric 11 no-summaries;
interface ge-0/0/3.0;

[edit protocols ospf]
user@R4# show area 1
stub default-metric 12 no-summaries;
interface ge-0/0/2.0;
interface ge-0/0/3.0;
```

Referring to the exhibit, Area 1 is a stub area.

Which two statements are correct in this scenario? (Choose two.)

A. R2 will send traffic to unknown destinations using R1 or R4.

B. R1 will send traffic to unknown destinations using R3 or R4.

C. R1 will send traffic to unknown destinations using only R3.

D. R2 will send traffic to unknown destinations using only R4.

Correct Answer: CD

QUESTION 6

Click the Exhibit button.

```
[edit]
user@router1# show protocols bgp
group to-router2 {
    type internal;
    local-as 65512;
    neighbor 192.163.1.2 {
        peer-as 65512;
    }
}

[edit]
user@router1# show routing -options
```

```
[edit]
user@router1# run show bgp summary
Groups: 1 Peers: 1 Down peers: 1
Table       Tot Paths    Act Paths    Suppressed   History   Damp State
      Pending
inet. 0          0             0             0        0           0
Peer               AS         inPkt       OutPkt     OutQ    Flaps Last
Up/Dwn State | #Active/ Received/ Accepted/ Damped...
192.168.1.2                65512         0        6     0             0
       7: 58 Active
```

[edit]
user@router1# run show log messages
Jun 13 16:29:42 router1 flowd_octeon_ hm: pconn_client_connect: Failed to connect to the server after 0 retries
Jun 13 16:29:44 router1 rpd [3348]: bgp_recv: peer 192.168.1.2 (Internal AS 65512) : received unexpected EOF
Jun 13 16:29:47 router1 flowd_octeon_ hm: pconn_client_connect: Failed to connect to the server after 0 retries
Jun 13 16:29:57 router1 last message repeated 2 times
Jun 13 16:30:00 router1 cron [3383] : (root) CMD (newsyslog)
Jun 13 16:30:00 router1 cron [3384] : (root) CMD (/user/libexec/atrun)
Jun 13 16:30:02 router1 flowd_octeon_ hm: pconn_client_connect: Failed to connect to the server after 0 retries
Jun 13 16:30:07 router1 flowd_octeon_hm: pconn_client_connect: Failed to connect to the server after 0 retries
Jun 13 16:30:12 router1 flowd_octeon_hm: pconn_client_connect: Failed to connect to the server after 0 retries
Jun 13 16:30:16 router1 rpd [3348]: bgp_recv: peer 192.168.1.2 (Internal AS 65512) : received unexpected EOF
Jun 13 16:30:17 router1 flowd_octeon_hm: pconn_client_connect: Failed to connect to the server after 0 retries
Jun 13 16:30: 32 router1 last message repeated 3 times
Jun 13 16:30:37 router1 flowd_octeon_hm: pconn_client_connect: Failed to connect to the server after 0 retries
Jun 13 16:30:40 router1 rpd [3348]: bgp_listen_accept: Connection attempt from unconfigured neighbor: 172.17.20.2+62931
Jun 13 16:30:42 router1 flowd_octeon_hm: pconn_client_connect: Failed to connect to connect to the server after 0 retries
Jun 13 16:30:52 router1 last message repeated 2 times
Jun 13 16:30:57 router1 flowd_octeon_hm: pconn_client_connect: Failed to connect to connect to the server after 0 retries
Jun 13 16:31:02 router1 flowd_octeon_hm: pconn_client_connect: Failed to connect to connect to the server after 0 retries
Jun 13 16:31:12 router1 last message repeated 2 times

```
[edit]
user@router2# show protocols bgp
group to-router1 {
    type internal;
    family inet {
     unicast;
    }
     neighbor 192.168.1.1;
}


[edit]
user@router2# show routing –options
autonomous-system 65512;

[edit]
user@router2# run show bgp summary
Groups: 1 Peers: 1 Down peers: 1
Table          Tot  Paths          Act Paths       Suppressed        History        Damp State
    Pending
inet. 0                0                0                  0                0                  0

Peer                              AS        inPkt     OutPkt            OutQ            Flaps Last
Up/Dwn State | #Active/ Received/ Accepted/ Damped…
192.168.1.1                 65512            0           12              0              0
        20: 11 Active
```

You are configuring a new BGP session between router1 and router2. The session does not establish.

Referring to the exhibit, what must be done to establish this session?

A. You must define the peer-as number on router2.

B. You must define the autonomous- system number under the [edit routing-options] hierarchy on router1.

C. You must specify type as external on both devices.

D. You must specify the local-address on both devices.

Correct Answer: D

QUESTION 7

Click the Exhibit button.

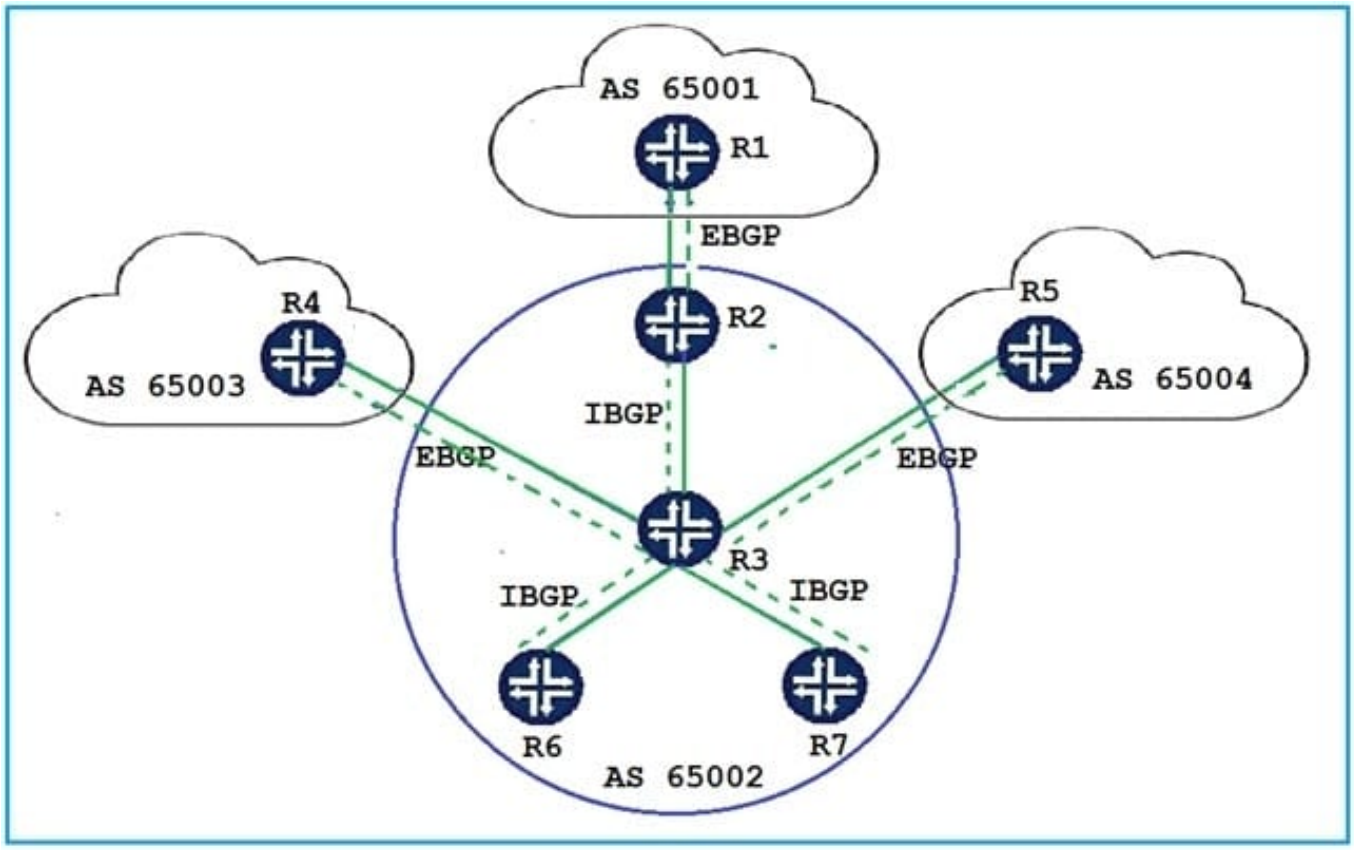

Router1, in peer AS 65001, advertises routes to R2 using EBGP. R2 advertises the routes learned from R1 to R3 using IBGP. R3 is configured as a route reflector with routers R6 and R7 as clients.

Referring to the exhibit, to which routers will R3 advertise the BGP routes received from R2?

A. R6, R7

B. R4, R5

C. R2, R4, R5, R6, R7

D. R4, R5, R6, R7

Correct Answer: D

QUESTION 8

Click the Exhibit button.

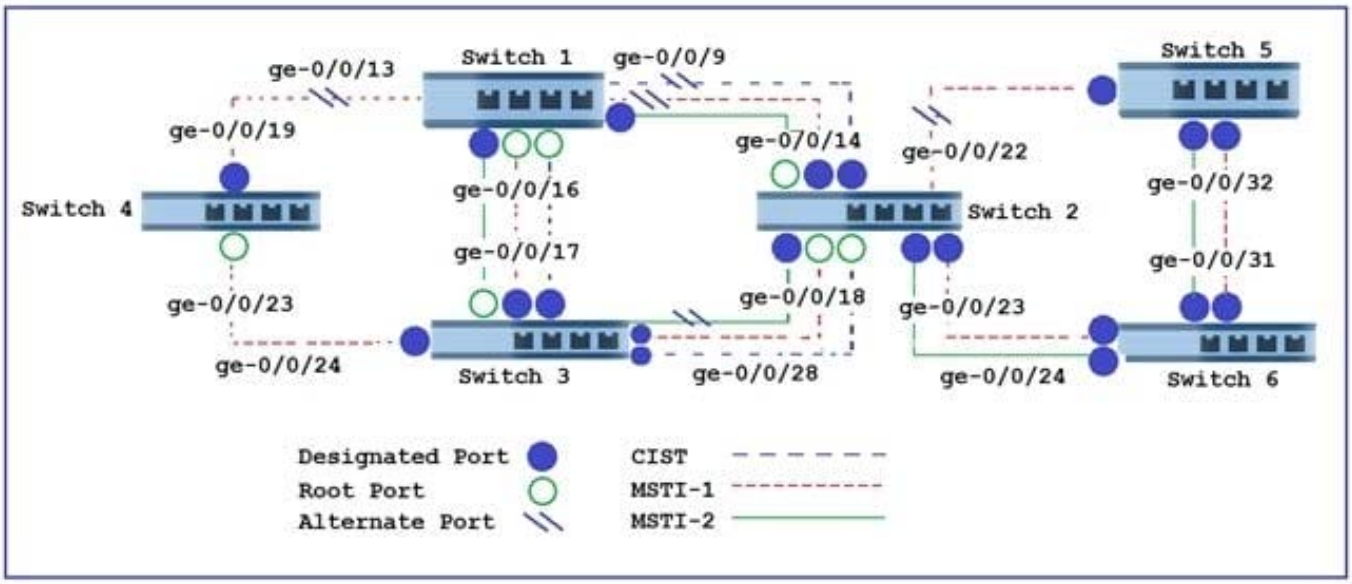

Referring to the exhibit, what is the minimum number of MSTP regions where the topology would be implemented?

A. 3

B. 1

C. 2

D. 0

Correct Answer: B

QUESTION 9

Which protocol is used for port-level access control and authentication?

A. MD5

B. IPsec

C. 802.1X

D. AES

Correct Answer: C

QUESTION 10

Which protocol is a multicast routing protocol?

A. OSPF

B. BGP

C. PIM

D. IS-IS

Correct Answer: C

QUESTION 11

You want to deploy MSTP with multiple regions. Each region should have a unique root bridge to accommodate a set of VLANs. Which three configuration elements must watch on switches participating in this deployment scenario? (Choose three.)

A. MSTI toVLAN mapping

B. revision level

C. CST BPDU parameters

D. configuration name

E. bridge priority

Correct Answer: ABD

QUESTION 12

Click the Exhibit.

```
user@switch> show configuration
     interfaces {
          ge-0/0/3{
               unit 0 {
                         proxy-arp unrestricted;
                         family ethernet- switching;
```

A customer requires that the switch responds to an ARP request only if the source and target IP address are on different subnets.

Referring to the Exhibit, how would you accomplish this task?

A. Create a static ARP entry for the host.

B. Enable the no-gratuitous-arp request command under the interface hierarchy.

C. Remove the proxy ARP setting and clear the entry.

D. Change the proxy ARP parameter setting to restricted.

Correct Answer: D