

100% Money Back
Guarantee

Vendor:IBM

Exam Code:C2090-011

Exam Name:IBM SPSS Statistics Level 1 v2

Version:Demo

QUESTION 1

If you request an aggregated dataset or data file in the Aggregate procedure, the number of cases in the new aggregated file is equal to what?

- A. Number of cases in the original data file
- B. Number of aggregated summary variables
- C. Number of cases that you specified in the Aggregate Data dialog box
- D. Number of categories of the variables specified in the Break Variables list

Correct Answer: D

QUESTION 2

In the Variable View, if you have a series of variables that share the same category coding scheme, you can enter value labels for one variable, then copy these labels to the other variables.

- A. True
- B. False

Correct Answer: A

QUESTION 3

Which interpretation is correct for the Correlations table\?

Correlations

		Var1	Var2	Var3	Var4
Var1	Pearson Correlation	1	.398**	.368**	.572**
	Sig. (2-tailed)		.000	.000	.000
	N	2810	2090	2428	1458
Var2	Pearson Correlation	.398**	1	.652**	.388**
	Sig. (2-tailed)	.000		.000	.000
	N	2090	2090	1977	1169
Var3	Pearson Correlation	.368**	.652**	1	.361**
	Sig. (2-tailed)	.000	.000		.000
	N	2428	1977	2429	1295
Var4	Pearson Correlation	.572**	.388**	.361**	1
	Sig. (2-tailed)	.000	.000	.000	
	N	1458	1169	1295	1458

** . Correlation is significant at the 0.01 level (2-tailed).

- A. All of these correlations are statistically significant and the strongest correlation is between the Var1 and Var4.
- B. All of these correlations are statistically significant and the strongest correlation is between the Var2 and Var3.
- C. None of these correlations are statistically significant but the strongest correlation is between the Var1 and Var4.
- D. None of these correlations are statistically significant but the strongest correlation is between the Var2 and Var3.

Correct Answer: B

QUESTION 4

If you build an expression manually, as opposed to using a function (e.g., specify (V1+V2)/2 instead of MEAN (V1 , V2)), which statement is true?

- A. If any of the variables used in the expression has a missing value, it will be ignored and the expression will proceed to evaluate with variables that have valid values.
- B. It will always return a valid value for each case, regardless of whether one or more of the source variable values are missing.
- C. If any of the variables used in the expression has a missing value, the result for that case is a system-missing value.
- D. If any of the variables used in the expression has a missing value, you will get a notification pointing this out before you proceed.

Correct Answer: C

QUESTION 5

Which of following variable name is correctly formed for use in an IBM SPSS Statistics data file?

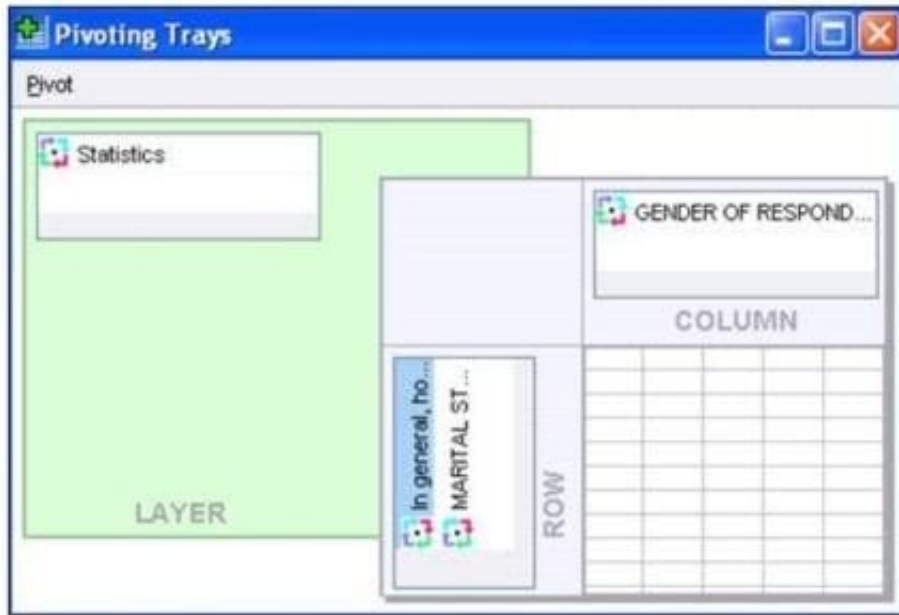
- A. 3job_categories
- B. Employee safety
- C. Respondents\ age
- D. job_3_categories

Correct Answer: B

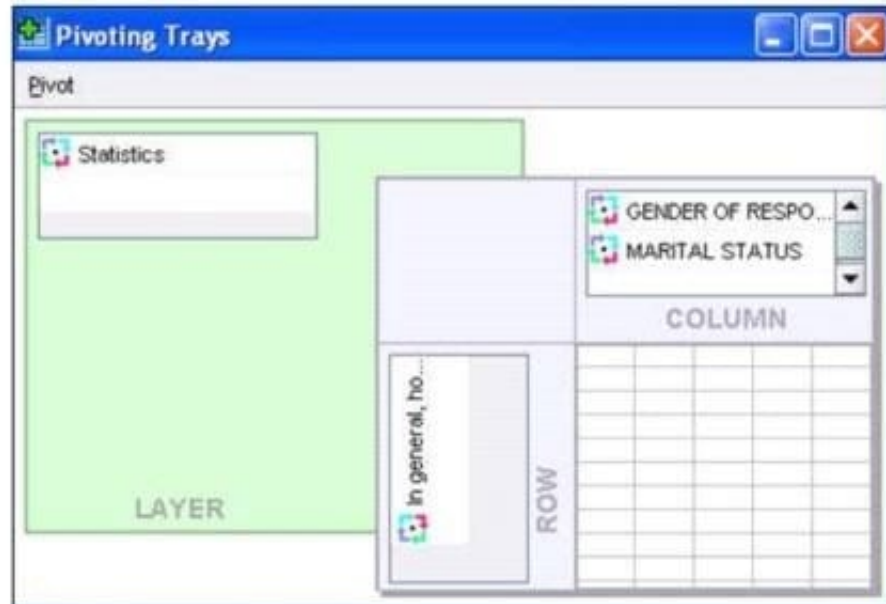
QUESTION 6

Which Pivoting Tray corresponds to the illustrated cross tabulation?

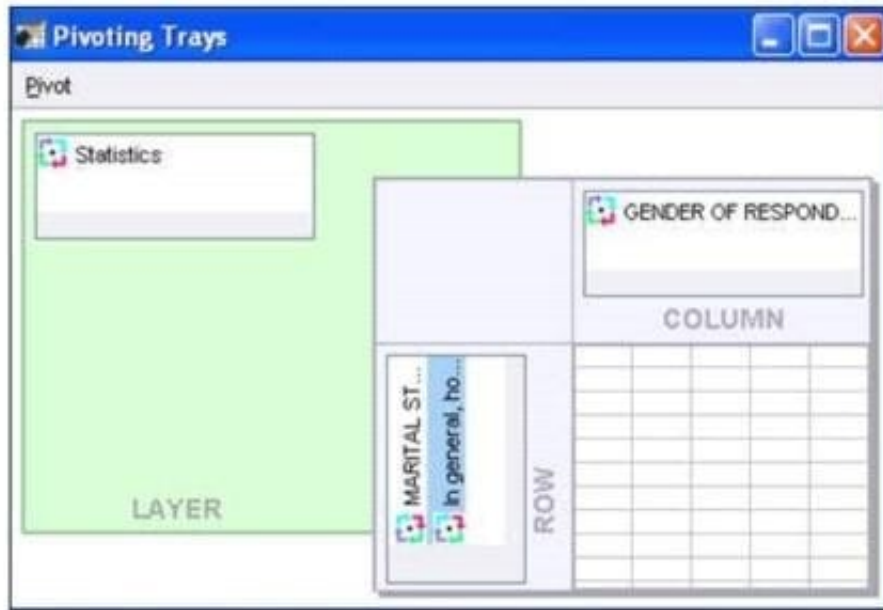
C A.



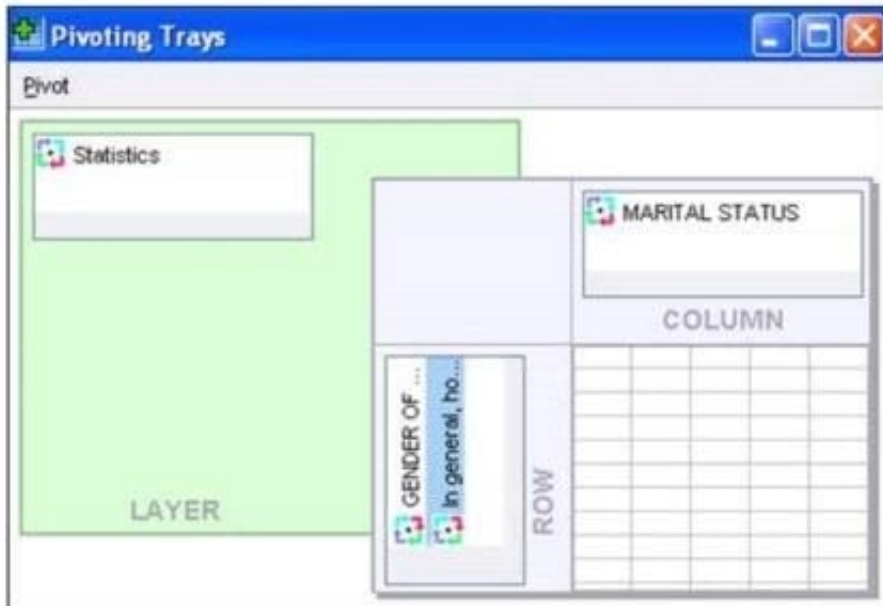
C B.



C. C.



C. D.



A. Option A

B. Option B

C. Option C

D. Option D

Correct Answer: C

QUESTION 7

Consider the data file below and answer the following: The calculation of the mean of the variables X, Y, Z is contained in the variable Av_XYZ. What method was used to calculate the mean?

	X	Y	Z	Av_XYZ
1	4.00	1.00	4.00	3.00
2	.	1.00	.	.
3	4.00	2.00	3.00	3.00
4	5.00	.	6.00	5.50
5	6.00	12.00	7.00	8.33

- A. The Compute Variable dialog and the expression $(X+Y+Z) / 3$
- B. The Compute Variable dialog and the expression $X+Y+Z/3$
- C. The Compute Variable dialog and the expression $MEAN(X, Y, Z)$
- D. The Compute Variable dialog and the expression $MEAN.2(X, Y, Z)$

Correct Answer: D

QUESTION 8

Which options are available to edit bar charts? (Choose three.)

- A. Changing patterns displayed in bars
- B. Changing the major increment on the Y axis scale
- C. Displaying data value labels
- D. Changing the variable displayed on the X axis

Correct Answer: ABC

QUESTION 9

The table below shows statistics for two variables. True or false: all people having a valid value for the variable AGE WHEN FIRST MARRIED also have a valid value for the variable AGE OF RESPONDENT.

Descriptive Statistics

	N	Mean
AGE OF RESPONDENT	1601	46.04
AGE WHEN FIRST MARRIED	1294	22.74
Valid N (listwise)	1291	

A. True

B. False

Correct Answer: B

QUESTION 10

What is the main advantage of using syntax?

A. It can be run using the menus.

B. It is the most popular way of running IBMSPSS Statistics.

C. It can be saved and retrieved for subsequent analyses.

D. It is the same format as syntax in other statistical software.

Correct Answer: C

QUESTION 11

If you use the IBM SPSS Statistics Select Cases dialog to conduct analysis on a subset of cases and you want to keep all cases in the same dataset, which option is appropriate?

A. Copy unselected cases to a new dataset

B. Copy selected cases to a new dataset

C. Filter out unselected cases

D. Delete unselected cases

Correct Answer: C

QUESTION 12

In the output of the CROSSTABS procedure, large residuals indicate agreement between the data and the null hypothesis of independence.

A. True

B. False

Correct Answer: B