

100% Money Back
Guarantee

Vendor:Microsoft

Exam Code:AZ-140

Exam Name:Configuring and Operating Windows
Virtual Desktop on Microsoft Azure

Version:Demo

QUESTION 1

HOTSPOT

Your on-premises network contains an Active Directory domain named contoso.com that syncs with Azure AD.

You deploy an Azure Virtual Desktop pooled host pool named HostPool1 that contains five hybrid-joined session hosts.

You need to ensure that all the user sessions of HostPool1 meet the following requirements:

Users must use roaming user profiles.

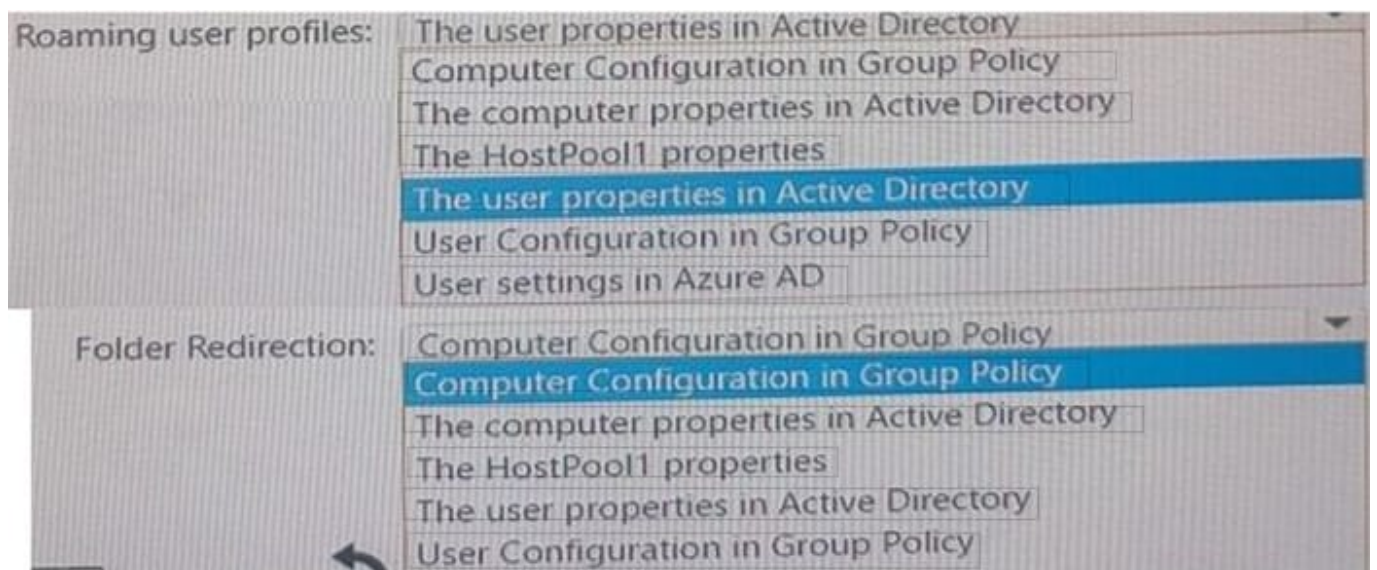
Users must use Folder Redirection.

The solution must minimize administrative effort.

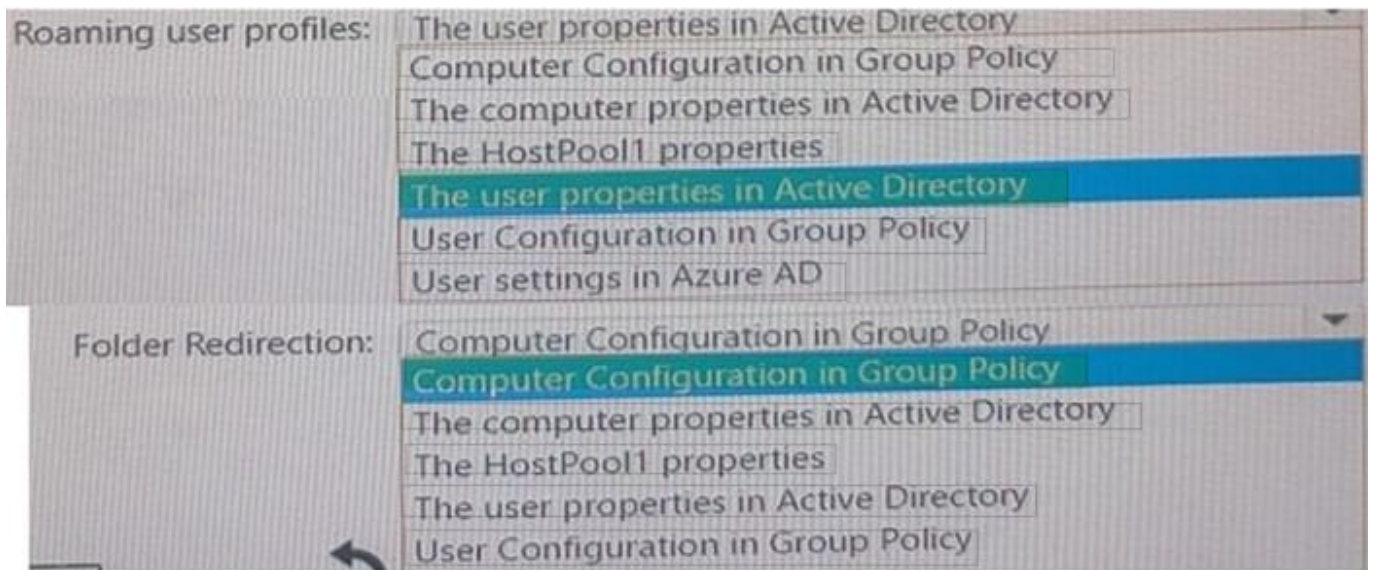
What should you use to meet each requirement? To answer, select the appropriate options in the answer area.

NOTE: Each correct selection is worth one point.

Hot Area:



Correct Answer:



QUESTION 2

DRAG DROP

You have an Azure Virtual Desktop host pool named Pool1, an application named App1, and an Azure file share named Share1.

You need to ensure that you can publish App1 to Pool1 by using MSIX app attach.

Which four actions should you perform in sequence before you publish App1? To answer, move the appropriate actions from the list of actions to the answer area and arrange them in the correct order.

Select and Place:

Actions

Answer Area

Create an MSIX image.

Generate a signing certificate.

Upload the MSIX package to Share1.

Generate an encryption certificate.

Create an MSIX package.

Upload the MSIX image to Share1.

Correct Answer:

Actions

Answer Area

Generate a signing certificate.

Create an MSIX package.

Upload the MSIX package to Share1.

Create an MSIX image.

Generate an encryption certificate.

Upload the MSIX image to Share1.

Reference: <https://docs.microsoft.com/en-us/windows/msix/packaging-tool/create-app-package>
<https://docs.microsoft.com/en-us/azure/virtual-desktop/app-attach-image-prep>

QUESTION 3

You have a Windows Virtual Desktop deployment.

You need to provide external users with access to the deployment. The external users have computers that run Windows 10 Pro and Windows 10 Enterprise. The users do not have the ability to install applications.

What should you recommend that the users use to connect to the deployment?

- A. Microsoft Edge
- B. RemoteApp and Desktop Connection
- C. Remote Desktop Manager
- D. Remote Desktop Connection

Correct Answer: A

Reference: <https://docs.microsoft.com/en-us/azure/active-directory/governance/entitlement-management-external-users>

<https://docs.microsoft.com/en-us/azure/virtual-desktop/connect-web>

QUESTION 4

DRAG DROP

You have an Azure Virtual Desktop deployment.

You plan to create the host pools shown in the following table.

Name	Session host requirement
HostPool1	Compute optimized with a high CPU-to-memory ratio
HostPool2	Memory optimized with a high memory-to-CPU ratio
HostPool3	GPU optimized for graphic rendering and video editing

You need to recommend the virtual machine size for each host pool to meet the session host requirements.

Select and Place:

Virtual machine size

A-Series

B-Series

E-Series

F-Series

N-Series

Answer Area

HostPool1:

Virtual machine size

HostPool2:

Virtual machine size

HostPool3:

Virtual machine size

Correct Answer:

Virtual machine size

A-Series

B-Series

Answer Area

HostPool1:

F-Series

HostPool2:

E-Series

HostPool3:

N-Series

QUESTION 5

HOTSPOT

You have an Azure subscription.

You plan to deploy an Azure Virtual Desktop solution that will contain Windows 10 multi-session hosts in a single host pool. The solution has the requirements shown in the following table.

Requirement	Value
Total users	1,200
Shifts per day	3
Users per shift	400
User workload type	Medium
Concurrent users per session host	16

You need to configure the session host for the host pool. The solution must minimize costs.

How many session hosts should the host pool contain, and how many vCPUs should each session host have? To answer, select the appropriate options in the answer area.

NOTE: Each correct selection is worth one point.

Hot Area:

Session hosts:

25
75
400
1200

vCPUs per session host:

2
4
8
16

Correct Answer:

Session hosts:

25
75
400
1200

vCPUs per session host:

2
4
8
16

QUESTION 6

Your network contains an on-premises Active Directory domain named contoso.com. You have an Azure subscription that contains the resources shown in the following table.

Name	Type
Account1	Azure NetApp Files account
Account2	General purpose v2 storage account
Account3	Azure Files storage account
AVDPool1	Azure Virtual Desktop host pool

You need to create a share that will host FSLogix profiles for AVDPool1. The solution must meet the following requirements:

1.

Maximize read and write performance for the profiles.

2.

Control access to the SMB share by using the users and groups stored in contoso.com.

Which account should you use to host the share?

A. Account1

B. Account2

C. Account3

Correct Answer: A

You can create FSLogix profile containers using Azure NetApp Files, an easy-to-use Azure native platform service that helps customers quickly and reliably provision enterprise-grade SMB volumes for their Azure Virtual Desktop environments.

We [Microsoft] recommend using FSLogix profile containers as a user profile solution for the Azure Virtual Desktop service. FSLogix profile containers store a complete user profile in a single container and are designed to roam profiles in

non-persistent remote computing environments like Azure Virtual Desktop.

Create and manage Active Directory connections for Azure NetApp Files.

Azure NetApp Files supports both Active Directory Domain Services (AD DS) and Azure Active Directory Domain Services (AADDS) for AD connections.

Incorrect:

Not C: Not the preferred solution.

Note: You can create an Azure file share authenticated by a domain controller on an existing Azure Virtual Desktop host pool. You can use this file share to store storage profiles.

Assign Azure RBAC permissions to Azure Virtual Desktop users

All users that need to have FSLogix profiles stored on the storage account must be assigned the Storage File Data SMB Share Contributor role.

Users signing in to the Azure Virtual Desktop session hosts need access permissions to access your file share. Granting access to an Azure File share involves configuring permissions both at the share level as well as on the NTFS level,

similar to a traditional Windows share.

To configure share level permissions, assign each user a role with the appropriate access permissions. Permissions can be assigned to either individual users or an Azure AD group.

Reference:

<https://docs.microsoft.com/en-us/azure/virtual-desktop/create-fslogix-profile-container>

<https://docs.microsoft.com/en-us/azure/azure-netapp-files/create-active-directory-connections>

<https://docs.microsoft.com/en-us/azure/virtual-desktop/create-file-share>

QUESTION 7

After you answer a question in this section, you will NOT be able to return to it. As a result, these questions will not appear in the review screen.

You have an Azure Virtual Desktop host pool named Pool1 that is integrated with an Azure Active Directory Domain Services (Azure AD DS) managed domain.

You need to configure idle session timeout settings for users that connect to the session hosts in Pool1.

Solution: From the Azure portal, you modify the Advanced settings in the RDP Properties of Pool1.

Does this meet the goal?

A. Yes

B. No

Correct Answer: B

QUESTION 8

You need to modify the custom virtual machine images to meet the deployment requirements.

What should you install?

A. the RSAT: Remote Desktop Services Tools optional feature

B. the Azure Virtual Desktop Agent

C. the Microsoft Monitoring Agent

D. the FSLogix agent

Correct Answer: D

Reference: <https://docs.microsoft.com/en-us/azure/virtual-desktop/set-up-customize-master-image>

QUESTION 9

HOTSPOT

You have an Azure Virtual Desktop deployment that contains the resources shown in the following table.

Name	Location	Description
Profiles1	West US	Azure file share that stores FSLogix profile containers
HostPool1	West US	Pooled host pool containing session hosts that use the profile containers stored in Profiles1
HostPool2	West US	Personal host pool containing session hosts that each has an operating system disk and a data disk

You create the resources shown in the following table.

Name	Type	Location
Recovery1	Recovery Services vault	West US
Recovery2	Recovery Services vault	Central US
Backup1	Azure Backup vault	West US
Backup2	Azure Backup vault	Central US

You need to meet following requirements:

Back up the FSLogix profile containers used by HostPool1.

Backup the data disks in HostPool2.

To which resources can you back up the profile containers and the data disks? To answer, select the appropriate options in the answer area.

NOTE: Each correct selection is worth one point.

Hot Area:

FSLogix profile containers:

▼
Backup1 only
Recovery1 only
Backup1 and Backup2 only
Backup1 and Recovery1 only
Recovery1 and Recovery2 only
Backup1, Backup2, Recovery1 and Recovery2

Data disks:

▼
Backup1 only
Recovery1 only
Backup1 and Backup2 only
Backup1 and Recovery1 only
Recovery1 and Recovery2 only
Backup1, Backup2, Recovery1 and Recovery2

Correct Answer:

FSLogix profile containers:

▼
Backup1 only
Recovery1 only
Backup1 and Backup2 only
Backup1 and Recovery1 only
Recovery1 and Recovery2 only
Backup1, Backup2, Recovery1 and Recovery2

Data disks:

▼
Backup1 only
Recovery1 only
Backup1 and Backup2 only
Backup1 and Recovery1 only
Recovery1 and Recovery2 only
Backup1, Backup2, Recovery1 and Recovery2

QUESTION 10

HOTSPOT

You are automating the deployment of an Azure Virtual Desktop host pool.

You deploy the Azure Resource Manager (ARM) template shown in the following exhibit.

```
1 {
2   "$schema": "https://schema.management.azure.com/schemas/2015-01-01/
3 deploymentTemplate.json#",
4   "contentVersion": "1.0.0.0",
5   "parameters": {
6     "hostpools_HostPool2_name": {
7       "defaultValue": "HostPool2",
8       "type": "String"
9     }
10  },
11  "variables": {},
12  "resources": [
13    {
14      "type": "Microsoft.DesktopVirtualization/hostpools",
15      "apiVersion": "2020-11-02-preview",
16      "name": "[parameters('hostpools_HostPool2_name')]",
17      "location": "eastus",
18      "properties": {
19        "hostPoolType": "Personal",
20        "personalDesktopAssignmentType": "Automatic",
21        "maxSessionLimit": 999999,
22        "loadBalancerType": "Persistent",
23        "validationEnvironment": false,
24        "registrationInfo": {
25          "registrationTokenOperation": "None"
26        },
27        "preferredAppGroupType": "Desktop",
28        "startVMOnConnect": false
29      }
30    }
31  ]
}
```

Use the drop-down menus to select the answer choice that completes each statement based on the information presented in the ARM template.

NOTE: Each correct selection is worth one point.

Hot Area:

Answer Area

Each session host in HostPool2 can contain

	▼
1 session	
15 sessions	
99,999 sessions	

Each time a user connects, the user will connect to

	▼
a RemoteApp named Desktop	
a permanently assigned virtual machine	
a random virtual machine in the host pool	

Correct Answer:

Answer Area

Each session host in HostPool2 can contain

	▼
1 session	
15 sessions	
99,999 sessions	

Each time a user connects, the user will connect to

	▼
a RemoteApp named Desktop	
a permanently assigned virtual machine	
a random virtual machine in the host pool	

Reference: <https://docs.microsoft.com/en-us/azure/virtual-desktop/virtual-desktop-fall-2019/configure-host-pool-personal-desktop-assignment-type-2019> <https://docs.microsoft.com/en-us/azure/cloud-adoption-framework/scenarios/wvd/eslz-platform-automation-and-devops>

QUESTION 11

You have an on-premises network and an Azure subscription. The subscription contains the following virtual network:

1.

Name:VNet1

2.

Address space: 10.10.0.0/16

3.

Subnet name: Subnet1

4.

Subnet1 address range: 10.10.0.0/16

You deploy an Azure Virtual Desktop host pool that contains 10 session hosts to Subnets.

You plan to deploy a VPN gateway to VNet1 and provide the session hosts with access to the on-premises network.

You need to ensure that you can deploy the VPN gateway.

What should you do first?

- A. Modify the address range of Subnet1. Most Voted
- B. Add a subnet named GatewaySubnet to VNet1.
- C. Modify the address space of VNet1. Most Voted
- D. Associate a network security group (NSG) to Subnet1.

Correct Answer: B

In order to deploy a VPN gateway to VNet1, you should first add a subnet named GatewaySubnet to VNet1. According to the Microsoft Official Guide AZ-140, "You must create a gateway subnet for the virtual network that you plan to use for the gateway. The subnet must be named GatewaySubnet and it must use an address range that is large enough to accommodate the number of IP addresses that you plan to use for the gateway and its supporting resources." Therefore, the first step to ensure that you can deploy the VPN gateway is to add a subnet named GatewaySubnet to VNet1.

QUESTION 12

HOTSPOT

You have an Azure Virtual Desktop deployment that contains a host pool named HostPool1.

You need to perform the following configurations for HostPool1:

Set the scale factor of the remote session to 125 percent.

Generate a registration key that expires after five days.

Enable Start VM on connect.

Which three settings should you modify? To answer, select the appropriate settings in the answer area.

NOTE: Each correct selection is worth one point.

Hot Area:


Answer Area

 Overview


 Activity log

 Access control (IAM)

 Tags


 Diagnose and solve problems

Settings

 Scaling plan


 RDP Properties


 Properties

 Scheduled agent updates

 Locks

Manage

 Application groups

 MSIX packages

 Session hosts

Correct Answer:

Answer Area



Overview



Activity log



Access control (IAM)



Tags



Diagnose and solve problems

Settings



Scaling plan



RDP Properties



Properties



Scheduled agent updates



Locks

Manage



Application groups



MSIX packages



Session hosts

