

100% Money Back
Guarantee

Vendor:Microsoft

Exam Code:70-689

Exam Name:Upgrading Your Skills to MCSA Windows
8

Version:Demo

QUESTION 1

You use a computer that has Windows 7 Professional (32-bit) installed.

You need to migrate the computer to Windows 8.1 Pro (64-bit).

Which installation method should you use?

- A. Start Windows 8.1 custom installation from a DVD.
- B. Open Windows Anytime Upgrade.
- C. Download and run Windows 7 Upgrade Advisor.
- D. Download and run Windows 8.1 Upgrade Assistant.

Correct Answer: A

QUESTION 2

You have 10 Windows 8.1 Pro client computers. The Storage Spaces settings of the computers are configured as shown in the following exhibit. (Click the Exhibit button.)

Storage Spaces

Control Panel > System and Security > Storage Spaces

Control Panel Home

Create a new pool and storage space

Manage Storage Spaces

Use Storage Spaces to save files to two or more drives to help protect you from a drive failure. Storage Spaces also lets you easily add more drives if you run low on capacity. If you don't see task links, click Change settings.


Change settings

POOL 1 Okay





Using 3.50 GB of 505 GB pool capacity

Create a storage space
Add drives
Rename pool

Storage spaces

	Storage space (E:) Two-way mirror 126 GB Using 2.00 GB pool capacity	Okay	View files Change Delete
---	---	-------------------	--------------------------------

Physical drives

	Disk 1 Attached via SCSI 1.18 % used Providing 126 GB pool capacity	Okay	Rename
	Disk 2 Attached via SCSI 0.19 % used Providing 126 GB pool capacity	Okay	Rename Remove
	Disk 3 Attached via ATA 1.18 % used Providing 126 GB pool capacity	Okay	Rename
	Disk 4 Attached via ATA 0.19 % used Providing 126 GB pool capacity	Okay	Rename Remove

Use the drop-down menus to select the answer choice that completes each statement. Each correct selection is worth one point.

Hot Area:

Answer Area

Answer Choice are used in the Storage space (E:) two-way mirror

The current capacity of the Storage space (E:) is **Answer Choice**

In order to modify the resiliency type of Storage space (E:), you need to **Answer Choice**

▼	
All disks	
Disk 1 and Disk 3	
Disk 2 and Disk 4	

▼	
128 GB	
252 GB	
504 GB	
505 GB	

▼	
select Add drives.	
select Change.	
select Delete.	

Correct Answer:

Answer Area

Answer Choice are used in the Storage space (E:) two-way mirror

The current capacity of the Storage space (E:) is **Answer Choice**

In order to modify the resiliency type of Storage space (E:), you need to **Answer Choice**

▼	
All disks	
Disk 1 and Disk 3	
Disk 2 and Disk 4	

▼	
128 GB	
252 GB	
504 GB	
505 GB	

▼	
select Add drives.	
select Change.	
select Delete.	

QUESTION 3

Your network contains an Active Directory domain. All client computers run Windows 8.1 Enterprise.

Microsoft System Center 2012 Endpoint Protection is deployed to all of the computers by using the default settings contained in the Default Antimalware Policy. The users in the research department report that a folder named C:\TestApp must not be scanned by the Endpoint Protection client.

You need to configure the Endpoint Protection client not to scan the C:\TestApp folder for the computers in the research department only.

What should you do first?

- A. In the Endpoint Protection client, modify the Excluded files and locations setting for each research department computer.
- B. Create a new antimalware policy and modify the Threat overrides settings.
- C. Create a new antimalware policy and modify the Exclusion settings.

D. In the Default Antimalware Policy, modify the Exclusion settings.

Correct Answer: C

<http://technet.microsoft.com/en-us/library/hh508785.aspx>

QUESTION 4

You have a computer that runs Windows 8.1. You install a custom application by using an .msi file that is located in your Documents library.

The computer begins to experience performance issues. You decide to reinstall the custom application. When you run the .msi file, you receive an error message about a corrupted file.

You need to ensure that you can reinstall the application.

What should you do?

A. Run the replace command, specify the application\\s .msi file as the source, and then specify the application\\s original installation directory as the destination.

B. Run the msiexec /f command and specify the application\\s .msi file.

C. Use File History to revert the application\\s .msi file to a previous version.

D. Run the reset /f command and specify the application\\s .msi file.

Correct Answer: C

QUESTION 5

You support desktop computers and tablets that run Windows 8. Domain joined computers are able to connect to your company network from the Internet by using DirectAccess.

Your company wants to deploy a new application to the tablets. The deployment solution must meet the following requirements:

The application is installed locally on the tablets.

The application installation is hosted in a public cloud.

The installation must support Windows RT.

You need to deploy the new application to the tablets.

What should you do?

A. Deploy the application as an Application Virtualization (App-V) package. Install the App-V 4.6 client on the tablets.

B. Deploy the application as a published application on the Remote Desktop server. Create a Remote Desktop connection on the tablets.

- C. Install the application on a local drive on the tablets.
- D. Install the application in a Windows To Go workspace.
- E. Install Hyper-V on tablets. Install the application on a virtual machine.
- F. Publish the application to Windows Store.
- G. Install the application within a separate Windows 8 installation in a virtual hard disk (VHD) file. Configure the tablets with dual boot.
- H. Install the application within a separate Windows 8 installation in a VHDX file. Configure tablets with dual boot.

Correct Answer: F


QUESTION 6

A computer currently runs a 32-bit version of Windows 7 Ultimate.

You need to deploy a 64-bit version of Windows 8.1 to the computer. The new deployment must be the only version of Windows on the computer.

Which three actions should you perform in sequence? (To answer, move the appropriate actions from the list of actions to the answer area and arrange them in the correct order.)

Select and Place:

Actions	Answer Area
Select the Custom installation option.	
Start the computer from the Windows 8.1 installation media.	
In Disk Management, shrink the current hard drive partition.	
Using Windows Explorer, run the setup program from the Windows 8.1 installation media.	
Select the Upgrade installation option.	
Select the installation option to delete each partition on the hard drive.	

Correct Answer:

Actions	Answer Area
	Start the computer from the Windows 8.1 installation media.
	Select the Custom installation option.
In Disk Management, shrink the current hard drive partition.	Select the installation option to delete each partition on the hard drive.
Using Windows Explorer, run the setup program from the Windows 8.1 installation media.	
Select the Upgrade installation option.	

QUESTION 7

You administer laptops that run Windows 8 Enterprise and are members of an Active Directory domain.

Users travel frequently and access domain resources from inside client networks or from their home network. You want to manage the laptops when they are connected to the company network from the external networks.

You need to ensure that the laptops can be managed and maintained while users are not logged on to the computers. Which of the following should you recommend?

- A. Remote Assistance
- B. Remote Desktop
- C. Windows Remote Management (WinRM)
- D. DirectAccess

Correct Answer: D

DirectAccess, introduced in the Windows 7 and Windows Server 2008 R2 operating systems, allows remote users to securely access enterprise shares, web sites, and applications without connecting to a virtual private network (VPN). DirectAccess establishes bi-directional connectivity with a user's enterprise network every time a user's DirectAccess-enabled portable computer connects to the Internet, even before the user logs on. Users never have to think about connecting to the enterprise network and IT administrators can manage remote computers outside the office, even when the computers are not connected to the VPN. Forefront Unified Access Gateway (UAG) 2010 extends the benefits of DirectAccess across your infrastructure, enhancing scalability and simplifying deployment and ongoing management. <http://technet.microsoft.com/en-us/network/dd420463.aspx>

QUESTION 8

You administer computers that run Windows 8 Pro. You have secured the computers by using BitLocker.

You have distributed a new application to the computers. Users report that file associations for ZIP archives is broken and users are unable to open ZIP files.

You need to design a solution that recovers file association. You also need to ensure that BitLocker encryption settings are maintained.

What should you do?

- A. Restore computer from the latest restore point.
- B. Select Reset your PC.
- C. Modify setting in Change default settings for media or devices.
- D. Delete the HKEY_CLASSES_ROOT\exefile\shell\open\command registry key.

Correct Answer: A

QUESTION 9

You manage computers that run Windows 8.

You plan to install a desktop app named App1 on one of the client computers.

You need to install the app without any user interaction and without displaying a progress bar.

Which command should you run?

- A. `msiexec /i app1.msi /qb`
- B. `msiexec /i app1.msi /qn`
- C. `msiexec /x app1.msi /qb`
- D. `msiexec /x app1.msi /qn`

Correct Answer: B

`/i` Installs or configures a product.

`/x` Uninstall a product,

`/qn` Displays no user interface.

`/qb` Displays a basic user interface.

[http://technet.microsoft.com/en-us/library/cc759262\(v=ws.10\).aspx](http://technet.microsoft.com/en-us/library/cc759262(v=ws.10).aspx)

QUESTION 10

You have several client computers that run Windows 7 Enterprise.

You plan to configure the computers to dual-boot to Windows 8.1 Enterprise by using a native-boot VHD.

You have a VHD file that contains an installation of Windows 8.1 Enterprise.

You need to inject several device drivers into the VHD file.

Which tool should you use?

- A. Bcdboot
- B. Pkgmgr
- C. Dism
- D. Bcdedit

Correct Answer: C

Dism /image:V:\ /Add-Driver /driver:C:\drivers\mydriver.INF Multiple drivers can be also added with one set of commands, if you specify a folder instead of an .inf file. To install all the drivers in a folder and all its subfolders, use the /recurse option. For example, at the command prompt, type: Dism /image:V:\ /Add-Driver /driver:C:\drivers /recurse [http://technet.microsoft.com/en-us/library/dd799267\(v=ws.10\).aspx#BKMK_addDrivers](http://technet.microsoft.com/en-us/library/dd799267(v=ws.10).aspx#BKMK_addDrivers)

QUESTION 11

You are a systems administrator of a small branch office. Computers in the office are joined to a Windows 8 HomeGroup. The HomeGroup includes one shared printer and several shared folders.

You join a new computer to the HomeGroup and try to access the HomeGroup shared folders. You discover that the shared folders are unavailable, and you receive an error message that indicates the password is incorrect.

You need to reconfigure the new computer in order to access the HomeGroup resources.

What should you do?

- A. Change the HomeGroup password and re-enter it on the computers of all members of the HomeGroup.
- B. Change the default sharing configuration for the shared folders on the HomeGroup computers.
- C. Reset your account password to match the HomeGroup password.
- D. Adjust the time settings on the new computer to match the time settings of the HomeGroup computers.

Correct Answer: D

You may receive a misleading error message when trying to join a Windows 7 Homegroup, when the computer's date and time does not match the date/time of system that owns the homegroup Symptoms When joining a system to a homegroup, you may receive the following error message "The password is incorrect", even though you have typed the password correctly. Cause This can be caused by a difference in the Date and Time settings on the computer trying to join the homegroup, and not an invalid password. If the date/time of the computer joining a homegroup is greater than 24 hours apart from the date/time of the system that owns the homegroup, this will cause the error. Resolution Adjust the date/time settings on the system joining the homegroup, to match the system that owns the homegroup, and then try to join again. <http://support.microsoft.com/kb/2002121>

QUESTION 12

A company has an Active Directory Domain Services (AD DS) domain. All client computers run Windows 8. Client computers use Windows BitLocker Drive Encryption with a Trusted Platform Module (TPM) chip.

You need to create a Group Policy object (GPO) that will secure the TPM owner information.

Which policy setting should you configure?

- A. Enable the Turn on TPM backup to Active Directory Domain Services policy setting.
- B. Enable the Configure TPM platform validation profile policy setting.
- C. Enable the Configure the level of TPM usage authorization information available to the registry policy setting.
- D. Set the Configure the level of TPM owner authorization information available to operating system policy setting to Full.

Correct Answer: A

<http://technet.microsoft.com/en-us/library/jj679889.aspx>

To Read the [Whole Q&As](#), please purchase the [Complete Version](#) from [Our website](#).

Try our product !

100% Guaranteed Success

100% Money Back Guarantee

365 Days Free Update

Instant Download After Purchase

24x7 Customer Support

Average **99.9%** Success Rate

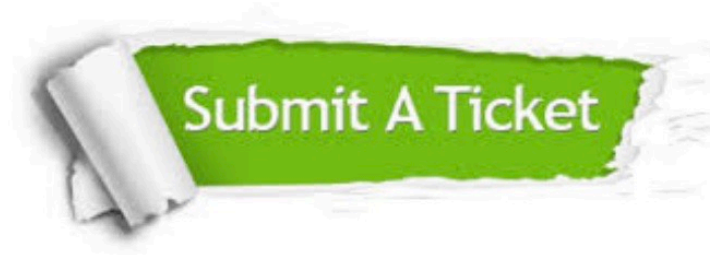
More than **800,000** Satisfied Customers Worldwide

Multi-Platform capabilities - **Windows, Mac, Android, iPhone, iPod, iPad, Kindle**

Need Help

Please provide as much detail as possible so we can best assist you.

To update a previously submitted ticket:



 <p>One Year Free Update Free update is available within One Year after your purchase. After One Year, you will get 50% discounts for updating. And we are proud to boast a 24/7 efficient Customer Support system via Email.</p>	 <p>Money Back Guarantee To ensure that you are spending on quality products, we provide 100% money back guarantee for 30 days from the date of purchase.</p>	 <p>Security & Privacy We respect customer privacy. We use McAfee's security service to provide you with utmost security for your personal information & peace of mind.</p>
---	---	--

Any charges made through this site will appear as Global Simulators Limited.

All trademarks are the property of their respective owners.