

Exam : **000-033**

Title : IBM Tivoli Application
Dependency Discovery
Manager V7.2
Implementation

Version : Demo

1. Which user account is required in the LDAP registry for configuring access to IBM Tivoli Application Dependency Discovery Manager V7.2, its objects, and its services?

- A.root
- B.cmdbuser
- C.taddmuser
- D.administrator

Answer:D

2. A customer has provided lists of business applications and the names of the servers on which they run. After comparing them to the scope of work, there are several differences between the lists. Which two options resolve the differences? (Choose two.)

- A.Work with the customer to reduce the number of servers associated to a business application.
- B.Work with the customer to add the unlisted servers associated to a business application to the scope of work.
- C.Add the unlisted servers associated to a business application to the scope of work and submit the new scope of work for approval.
- D.Add the unlisted servers associated to a business application to the scope of work and submit a change request with the customer.
- E.Use the scope of work listing as the baseline to begin work and submit a change request for the additional servers associated to a business application.

Answer:AB

3. Which command can be executed on an IBM Tivoli Application Dependency Discovery Manager server to verify that WMI has been correctly configured on a Windows gateway server?

- A.execgw.jy/execgw.bat
- B.execwmi.jy/execwmi.bat
- C.testwmi.jy/testwmi.bat
- D.wmitest.py/wmitest.bat

Answer:C

4. If a customer wants to discover a Microsoft Exchange Server running on a Windows server using default Level 3 Discovery, which access credentials in the IBM Tivoli Application Dependency Discovery Manager V7.2 (TADDM) access list will allow discovery of the Microsoft Exchange Server?

- A.User name and password of an administrator for the Microsoft Exchange Server should be specified as Access Credentials for a Component Type 'Mail Servers' in the Access List.
- B.Component Type 'Messaging Servers' with Vendor 'Microsoft Exchange Server' when the TADDM service account for Windows does not have full permissions to the appropriate WMI namespaces.
- C.User name and password of a user with read access to the Microsoft Exchange Server should be specified as Access Credentials for a Component Type 'Mail Servers' in the TADDM Access List.
- D.An entry for Component Type 'Mail Servers' must be added to the Access List with Vendor 'Microsoft Exchange Server' selected, also specifying the WMI namespaces for Microsoft Exchange Servers.

Answer:B

5. What are three ways to control access to configuration items in IBM Tivoli Application Dependency

Discovery Manager V7.2? (Choose three.)

- A.roles
- B.sensors
- C.permissions
- D.person groups
- E.security groups
- F.access collections

Answer:ACF

6. A discovery is required for multiple separated network segments secured by a firewall. Which steps ensure IBM Tivoli Application Dependency Discovery Manager V7.2 (TADDM) can perform a default Level 1 Discovery for all segments?

- A.Determine network requirements, modify network routing and firewall rules, configure anchors and gateways, and define a TADDM scope for all segments.
- B.Plan the data collection approach, determine requirements for server, application and network, and modify network routing and firewall rules for each segment.
- C.Plan the data collection approach, determine server and network requirements, modify network routing and firewall rules for all segments, and define a TADDM scope for each segment.
- D.Plan the data collection approach, determine network requirements, modify firewall rules, configure anchors and gateways, and select a firewall sensor to include in the default Level 1 Discovery.

Answer:C

7. Which three options are in the Discovery tab of the IBM Tivoli Application Dependency Discovery Manager V7.2 Product Console Discovery pane? (Choose three.)

- A.Scope
- B.Reports
- C.Baseline
- D.Overview
- E.Access List
- F.Custom Server Extensions

Answer:ADE

8. Which directory lists all the files that match "efix*" to provide a list of fixes installed?

- A.\$COLLATION_HOME/etc
- B.\$COLLATION_HOME/efix
- C.\$COLLATION_HOME/patches
- D.\$COLLATION_HOME/etc/efix

Answer:A

9. What is a prerequisite on a UNIX target before initiating the default Level 1 Discovery?

- A.Install NMAP in all target systems.
- B.This statement must be updated in sudoers file -> taddmuser ALL=(ALL) ALL.
- C.This statement must be updated in sudoers file -> taddmuser ALL=(ALL) NOPASSWD:ALL.
- D.Since this is a credential free discovery there is no need to prepare the target system.

Answer:D

10. What is the correct parameter setting used to point the IBM Tivoli Application Dependency Discovery Manager V7.2 server to a database called "cmdb"?

- A.com.collation.db.url=jdbc:db2://taddmserver.co.uk:5000
- B.com.collation.db.url=jdbc:db2://taddmserver.co.uk:5000@cmdb
- C.com.collation.db.url.cmdb=jdbc:db2://taddmserver.co.uk:50000
- D.com.collation.db.url=jdbc:db2://taddmserver.co.uk:50000/cmdb

Answer:D

11. Which supported database stores information collected during the discovery process for IBM Tivoli Application Dependency Discovery Manager V7.2?

- A.MySQL
- B.Oracle 9i
- C.SQL Server
- D.DB2 Version 7

Answer:B

12. Which two options are supported combinations for the product console and the domain manager? (Choose two.)

- A.Google Chrome for Solaris B.Internet Explorer V7 for Windows C.Firefox V3.0 for Linux and Windows D.Internet Explorer V6 and V7 for Windows
- E.Firefox V2.0 and Google Chrome for Solaris

Answer:BC

13. What are the minimum CPU and RAM requirements for each IBM Tivoli Application Dependency Discovery Manager V7.2 server for a small environment?

- A.2 x 2.0 GHz CPU, 4 GB RAM
- B.3 x 1.0 GHz CPU, 4 GB RAM
- C.2 x 2.0 GHz CPU, 2 GB RAM
- D.1 x 1.0 GHz CPU, 4 GB RAM

Answer:A

14. Which component type detects configuration information?

- A.Prices
- B.Life Cycles
- C.Movements
- D.Installation Types

Answer:C

15. Which information element is stored within the configuration management database as a repository for incidents?

- A. Sev 1
- B. Change
- C. Problem
- D. Critical Situation

Answer: C

16. Which statement is true about the value proposition of a configuration management database?

- A. It is an asset registration tool.
- B. It is a change management system.
- C. It holds all the information about an organization's computers.
- D. It contains the details about an organization's elements used in the provisioning and management of its IT services.

Answer: D

17. Which valid registry type is used to authenticate IBM Tivoli Application Dependency Discovery Manager V7.2 users?

- A. GSKit
- B. b-tree
- C. File-based
- D. CORBA V1.0

Answer: C

18. Which feature of IBM Tivoli Application Dependency Discovery Manager V7.2 is used to support multiple customer environments and restrict access to customer data?

- A. Sensor Seeding
- B. Access Collections
- C. Logical Architecture Diagrams
- D. Custom Application Templates

Answer: B

19. What is the documented number of servers IBM Tivoli Application Dependency Discovery Manager V7.2 can support in a default installation?

- A. 10000
- B. 20000
- C. 30000
- D. 90000

Answer: A

20. What needs to be estimated during an IBM Tivoli Application Dependency Discovery Manager V7.2 deployment?

- A. The number of firewalls in the deployment.
- B. The number of certificates required for authentication.
- C. The number of configuration items that will be created.
- D. The number of realms that will be required for each environment.

Answer:C

21. What should be estimated when designing an IBM Tivoli Application Dependency Discovery Manager V7.2 architecture?

- A.The number of realms involved in the deployment.
- B.The number of computer systems to be discovered.
- C.The number of databases used in the architecture.
- D.The number of routers that are deployed in the network.

Answer:B

22. Which components need to be considered during the design phase of an IBM Tivoli Application Dependency Discovery Manager V7.2 deployment?

- A.Domain Servers
- B.Security Servers
- C.Fail-over Gateways
- D.Domain Controllers

Answer:A

23. Which components need to be considered during the design phase of an IBM Tivoli Application Dependency Discovery Manager V7.2 deployment?

- A.System Servers
- B.Security Gateways
- C.Enterprise Servers
- D.Domain Controllers

Answer:C

24. What has to be taken into account in a high security environment where many firewalls are involved and could block network protocols used by IBM Tivoli Application Dependency Discovery Manager V7.2 (TADDM)?

- A.The use of proxy agents for all communications.
- B.The use of anchor servers in each security realm.
- C.The use of proxy agents for the Windows gateway servers.
- D.Communication problems if the UDP ports are not open for TADDM protocols.

Answer:B

25. Which security policy knowledge is required when designing an IBM Tivoli Application Dependency Discovery Manager V7.2 architecture?

- A.Authentication methods.
- B.Database encryption requirements.
- C.The number of configuration items that will be in the system.
- D.The number of servers that will require fail-over capabilities.

Answer:A

26. Which component is used to authenticate IBM Tivoli Application Dependency Discovery Manager

V7.2 (TADDM) users if the customer's central LDAP registry component is Microsoft Active Directory?

- A.TADDM Directory Server
- B.TADDM file-based repository
- C.WebSphere federated repositories
- D.local password files on a TADDM server

Answer:C

27. Which user account is required in the Active Directory registry for configuring access to IBM Tivoli Application Dependency Discovery Manager V7.2, its objects, and its services?

- A.root
- B.cmdbuser
- C.taddmuser
- D.administrator

Answer:D

28. What are the two modes in which Discovery Library Adapters can run? (Choose two.)

- A.transient
- B.persistent
- C.long running
- D.short running
- E.non persistent

Answer:AC

29. The customer has these requirements to integrate enterprise information with an IBM Tivoli Application Dependency Discovery Manager V7.2 (TADDM) database:

requires loose integration with existing management technology

uses an existing discovery scheduler

minimizes native environment interruptions

Which integration solution should be recommended?

- A.TADDM API
- B.Maximo Enterprise Adapter
- C.Discovery Library Adapter
- D.Tivoli Integration Composer

Answer:C

30. What is the output of a discovery library adapter?

- A.UML book
- B.IdML book
- C.HTML file
- D.Jython file

Answer:B

Trying our product !




- ★ **100%** Guaranteed Success
- ★ **100%** Money Back Guarantee
- ★ **365 Days** Free Update
- ★ **Instant Download** After Purchase
- ★ **24x7** Customer Support
- ★ Average **99.9%** Success Rate
- ★ More than **69,000** Satisfied Customers Worldwide
- ★ Multi-Platform capabilities - **Windows, Mac, Android, iPhone, iPod, iPad, Kindle**

Need Help

Please provide as much detail as possible so we can best assist you.

To update a previously submitted ticket:



 One Year Free Update <p>Free update is available within One Year after your purchase. After One Year, you will get 50% discounts for updating. And we are proud to boast a 24/7 efficient Customer Support system via Email.</p>	 Money Back Guarantee <p>To ensure that you are spending on quality products, we provide 100% money back guarantee for 30 days from the date of purchase.</p>	 Security & Privacy <p>We respect customer privacy. We use McAfee's security service to provide you with utmost security for your personal information & peace of mind.</p>
---	---	--

Guarantee & Policy | Privacy & Policy | Terms & Conditions

Any charges made through this site will appear as Global Simulators Limited.

All trademarks are the property of their respective owners.

Copyright © 2004-2014, All Rights Reserved.